






## Breakdown cover

---

You can setup and edit the breakdown cover list here, for use in Fleet Maintenance when adding vehicles to your fleet.

From the Revolution main menu click on 1. General maintenance; 2. Breakdown cover. Here you can adjust existing breakdown covers and add and delete new ones.

To delete a breakdown cover, click on the breakdown agency from the list and click on the  button to delete it.

**To add a new breakdown cover**, click on the  button. You will be asked 'Do you wish to add a new breakdown code?', click on Yes. Enter a new code, description and emergency telephone number and click on the  button to save the new code, click on the rubber to reject.